



HORSE POWER RATED

HIGH CURRENT TIMING MODULE

FULLY SOLID STATE ENCAPSULATED
 RATED TO 15 AMPERE / 1HP

RU **SP**
 E98340 LR46938

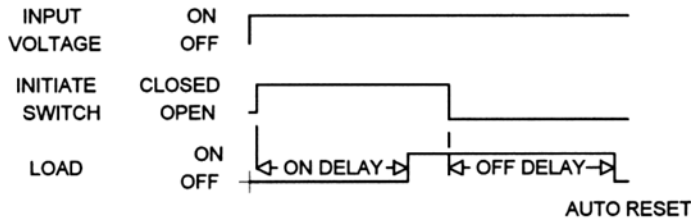
Series 6412 - DELAYED ON - OFF CMOS DIGITAL CIRCUITRY

- Life Expectancy –unlimited
- Environment Protected
- Tamper Proof
- No False Operate
- Switches 1800W @120V, 3600W @ 240V
- Small Size – 2" x 2" x 15/16"
- Lightweight – approximately 2.5 oz.
- Rugged
- Transient Protected to 6000V
- Choice of 5, 10, 15 Amp. Load Rating

Input power is applied continuously. Operation is started by an isolated initiate switch. Closing the initiate switch starts the ON delay. At time out the load goes ON and remains ON. Opening the initiate switch starts the OFF delay. At the end of the preset delay period the solid state switch turns OFF, de-energizing the load. If the initiate switch is transferred during timing (either OFF or ON) the time will reset to zero. The OFF delay will always equal the ON delay.

Control the timing of high power electric heaters, motors, lamps, transformers and other high current loads rated less than 15 amps (150 amps inrush). CMOS digital circuitry is combined with a high current solid state switch. P/C board and internal components are encapsulated in a flame retardant molded housing, fitted with quick connect wiring terminals. Available in all standard voltages and frequencies. Fixed or adjustable timing from .1 seconds to 24 hours.

TIMING DIAGRAM



SPECIFICATIONS

1. Repeat Accuracy: $\pm 0.25\%$
2. Combined Effect of Temperature and Voltage upon Repeat Accuracy: $\pm 2\%$
3. Reset Time: 150 ms.
4. Operating Voltage Tolerance: $\pm 20\%$
5. Load Current: Steady State – 80 ma. Min., 5 Amps, 10 Amps, or 15 Amps Max.
- 6 Voltage Drop: 2.5V Typical at 15 Ampere
7. Leakage Current: 7 ma. max.
8. Dielectric Strength: 1500 VRMS
9. Insulation Resistance: 100 Megohms Min.
10. Input Transient Protection: 3000V 120V UNITS, 6000V 240V units
11. Temperature Ambients: Operating -40°C to +70°C Storage -55°C to +70°C
12. Humidity-Operating: 95% Relative
13. Linearity(Option A or D): $\pm 5\%$ Minimum from 10% to 90% of range
14. Timing Tolerance: $\pm 9\%$ + Tolerance of Rt Std., $\pm 5\%$ Special (Fixed)
15. Maximum Allowable Bracket Temperature: 80°C
16. Isolation Output Switch to Bracket: 2500 VRMS
17. Maximum Inrush: 10 Times Rated Load Current

HOW TO ORDER 6412(I) – (T) (V) (P)

SERIE	(I) = CURRENT	(T) = TIME RANGE	(V)=VOLTAGE	(P) = OPTIONS
6412	A = 5 AMP B = 10 AMP C = 15 AMP	P = 0.1 - 5 SEC. 1 = 0.1 - 10 SEC. L = 0.2 - 20 SEC. J = 0.3 - 30 SEC. M = 0.6 - 60 SEC. 2 = 1 - 100 SEC. K = 1.2 - 120 SEC. F = 2 - 180 SEC. E = 3 - 300 SEC. 3 = 10 - 1000 SEC. 4 = 0.1 - 10 MIN. G = 0.3 - 30 MIN. H = 0.6 - 60 MIN. 5 = 1 - 100 MIN. V = 3 - 300 MIN. 6 = 10 - 1000 MIN. D = 1 - 24 HRS.	4 = 24VAC 5 = 120VAC 6 = 240VAC	O - CUSTOMER SUPPLIES OWN POTENTIOMETER OR RESISTOR A - POTENTIOMETER SUPPLIED AS LOOSE PART *B - EXTERNALLY INSTALLED RESISTOR *C - FACTORY FIXED INTERNAL D - TRIMMER POTENTIOMETER INSTALLED ON TERMINALS R - INTERNAL POTENTIOMETER WITH THRU SHAFT S - INTERNAL POTENTIOMETER WITH SCREWDRIVER SLOT
	<div style="border: 1px solid black; padding: 5px; display: inline-block;"> <p><i>* For Fixed Time Specify The Value In Seconds, Minutes, Or Hours</i></p> </div>			
MADE IN USA				

EXAMPLE P/N: 6412C-460 This is a DELAYED ON - OFF 15A Rated Solid State Timer with an adjustable .1 – 10 minute DELAY and an INPUT VOLTAGE of 230 VAC. The customer will supply the time adjust potentiometer or resistor.

American Control Products / Precision Timer
 a division of Prime Technology
 344 Twin Lakes Road
 North Branford, CT 06471
 Telephone: (203) 481-5721
 Fax: (203) 481-8937
 Email: sales@primetechnology.com
 www.primetechnology.com



TECHNICAL BULLETIN

SOLID STATE TIMING MODULE

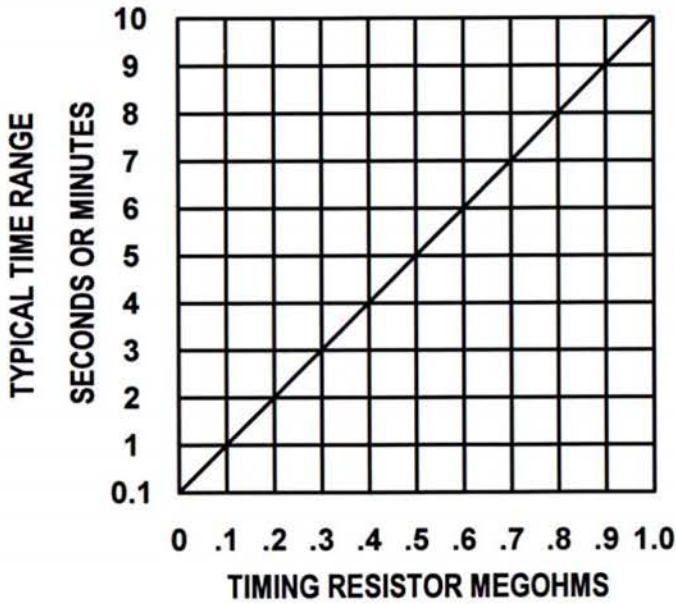
PAGE 1
OF 2

DATE
6-4-01

6412

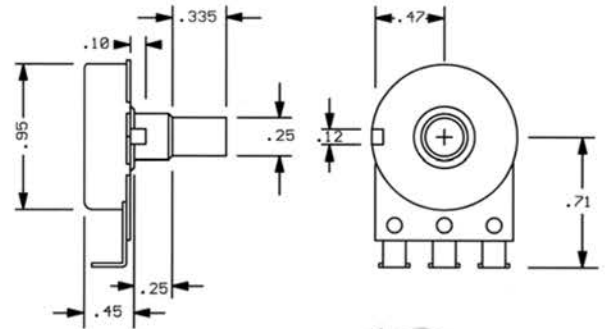
REV
B

CALIBRATION RESISTANCE VS TIME

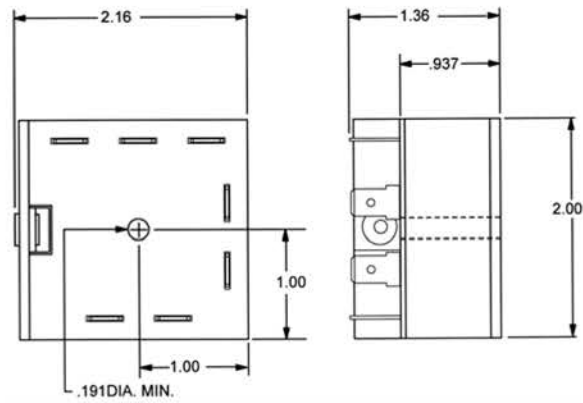


ACCESSORIES – AVAILABLE FROM STOCK

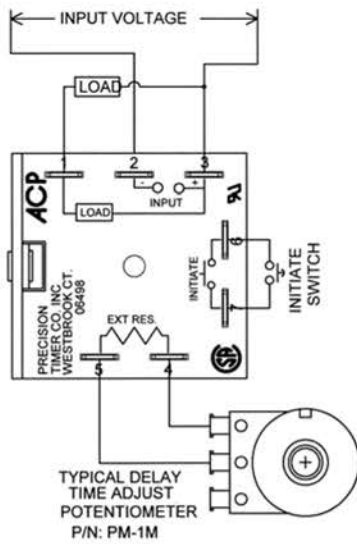
ORDER P/N: **PM – 1M 1 MEGOHM ± 20%**
PM – 100K 100 KOHM ± 20%



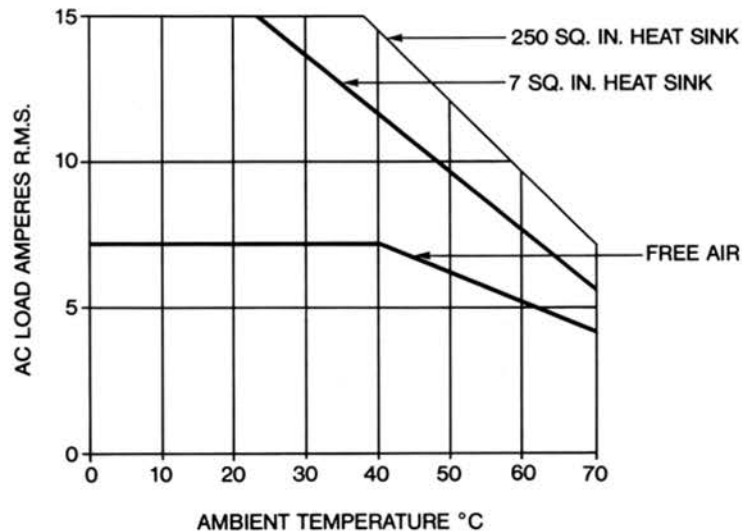
OUTLINE DRAWING



TYPICAL WIRING



TYPICAL DERATING



Current Designation	HORSEPOWER	
	120 V	240V
A	1/8	1/6
B	1/4	1/2
C	1/3	1

NOTE: Thermal joint compound is necessary to insure proper heat transfer from the Timing Module mounting surface to the heat sink.

MADE IN USA

American Control Products / Precision Timer
 a division of Prime Technology
 344 Twin Lakes Road
 North Branford, CT 06471
 Telephone: (203) 481-5721
 Fax: (203) 481-8937
 Email: sales@primetechnology.com
 www.primetechnology.com



TECHNICAL BULLETIN

SOLID STATE TIMING MODULE

PAGE 2
OF 2

DATE
6-4-01

6412

REV
B